



District Report Card: 2017


| | |
|-------------------------|-------------------------|
| State: Telangana | District: Nirmal |
| Class: 3 | Subject: EVS |
| Schools: 60 | Students: 813 |


Participation/Coverage


Students

| GENDER  | Boys | | Girls | |
|--|--------|-------|--------|-------|
| | Number | % | Number | % |
| | 358 | 44.03 | 455 | 55.97 |

| AREA  | Rural | | Urban | |
|---|--------|-------|--------|-------|
| | Number | % | Number | % |
| | 685 | 84.26 | 128 | 15.74 |

| CATEGORY  | SC | | ST | | OBC | | GEN | |
|--|--------|-------|--------|-------|--------|-------|--------|------|
| | Number | % | Number | % | Number | % | Number | % |
| | 158 | 19.43 | 224 | 27.55 | 373 | 45.88 | 58 | 7.13 |

| CWSN  | LD | VI | HI | S&LD | ID | Oth |
|--|----|----|----|------|----|-----|
| | 2 | 0 | 1 | 1 | 2 | 14 |

| Management  | Government | | Government-aided | |
|--|------------|--------|------------------|------|
| | Number | % | Number | % |
| | 813 | 100.00 | 0 | 0.00 |

Average Performance of Students in EVS (%)

| Overall | Gender | | Area | | Management | | Social Group | | | |
|---------|--------|--------|-------|-------|------------|-------|--------------|-------|-------|-------|
| | Male | Female | Rural | Urban | Govt. | Aided | SC | ST | OBC | GEN |
| 69.95 | 68.38 | 71.18 | 68.57 | 77.29 | 69.95 | 0.00 | 69.96 | 69.02 | 69.63 | 75.52 |

Performance on Learning Outcomes (LOs)

| Learning Outcomes | Description | Average Performance(%) |
|-------------------|---|------------------------|
| E302 | Identifies simple features (e.g. movement, at places found/ kept, eating habits, sounds) of animals and birds in the immediate surroundings. | 53.87 |
| E303 | Identifies relationships with and among family members | 58.72 |
| E304 | Identifies objects, signs (vessels, stoves, transport, means of communication, transport, signboards etc.), places (types of houses/shelters, bus stand, petrol pump etc.) activities (works people do, cooking processes, etc.) at home/school/neighborhoods | 71.25 |
| E305 | Describes need of food for people of different age groups, animals/birds, availability of food and water and use of water at home and surroundings | 75.71 |
| E307 | Groups objects, birds, animals, features, activities according to differences/similarities using different senses. (e.g. appearance/place of living/ food/ movement/ likes-dislikes/ any other features) | 77.19 |
| E309 | Identifies directions, location of objects/places in simple maps using signs/symbols/verbally | 69.70 |
| E310 | Guesses properties, estimates quantities of materials/activities in daily life and verifies using symbols/non-standard units | 70.23 |
| E311 | Records observations, experiences, information on objects/activities/places visited in different ways and predicts patterns etc. | 58.06 |
| E313 | Observes rules in games (local, indoor, outdoor) | 41.77 |
| E314 | Voices opinion on good/bad touch , stereotypes for tasks/play/food in family w.r.t gender, misuse/wastage of food and water in family and school. | 78.35 |

| Range of Performance of Students who Answered Correctly | | | | | | | |
|---|------|-----------|-------|-----------|-------|-----------|-------|
| Below 30% | | 30% - 50% | | 50% - 75% | | Above 75% | |
| Number | % | Number | % | Number | % | Number | % |
| 44 | 5.41 | 99 | 12.18 | 308 | 37.88 | 362 | 44.53 |

Lowest Performing Learning Outcomes (LOs)

1 - Observes rules in games (local, indoor, outdoor) (41.77)

2 - Identifies simple features (e.g. movement, at places found/ kept, eating habits, sounds) of animals and birds in the immediate surroundings. (53.87)

3 - Records observations, experiences, information on objects/activities/places visited in different ways and predicts patterns etc. (58.06)

4 - Identifies relationships with and among family members (58.72)

5 - Identifies directions, location of objects/places in simple maps using signs/symbols/verbally (69.70)